



**UNION  
SQUARE**

# QUALITY MEETS EVERY VISION AND BUDGET



Union Square stays on the cutting edge to bring you the latest and greatest styles at an affordable price. We make finding the right cabinetry for every project easy by offering five distinct series. Thanks to carefully curated styles, finishes, features, innovations and more, every need is met with a quality choice.

	VALUE	VALUE PLUS	PROFESSIONAL	PROFESIONAL PLUS	DESIGNER
QUALITY	Value	Value	Good	Better	Best
OVERLAY	Standard Overlay	Standard Overlay	Full Overlay	Full Overlay	Full Overlay
CONSTRUCTION	Industrial-grade furniture board	Industrial-grade furniture board	All plywood construction	All plywood construction	All plywood construction
DRAWER BOX	Industrial-grade furniture board with side-mount glides	Industrial-grade furniture board with side-mount glides	Solid wood dovetail with full-extension undermount glides	Solid wood dovetail with full-extension undermount glides	Solid wood dovetail with full-extension undermount glides
SOFT-CLOSE DOORS	No	No	Comes Standard	Comes Standard	Comes Standard
SOFT-CLOSE DRAWERS	No	No	Comes Standard	Comes Standard	Comes Standard
HINGES	Six-way adjustable, fully concealed, self-closing hinge	Six-way adjustable, fully concealed, self-closing hinge	Hidden, six-way adjustable hinges with soft-close mechanism	Hidden, six-way adjustable hinges with soft-close mechanism	Hidden, six-way adjustable hinges with soft-close mechanism
FINISHES	2 stains	1 paint, 2 stains	2 paints, 2 stains	2 paints, 1 stain	2 paints, 1 stain
WARRANTY	2 years	2 years	5 years	5 years	5 years

# FORM AND FUNCTION MEET.

Great style and practical storage make your dream a reality. Quick shipping can make it come true sooner than you imagine.




VALUE



WESLEY  
Harvest Brown

WESLEY  
Nutmeg

VALUE PLUS







WESLEY  
Espresso

WESLEY  
Graphite

WESLEY  
White

PROFESSIONAL







CAMBRIDGE  
White

CAMBRIDGE  
Pewter

CAMBRIDGE  
Grey

CAMBRIDGE  
Dark Sable

PROFESSIONAL PLUS






CAMBRIDGE  
5-PIECE  
White

CAMBRIDGE  
5-PIECE  
Pewter

SOMERVILLE  
White

SOMERVILLE  
Grey

DESIGNER



CHATHAM  
Opal

ROCKPORT  
Antique White

ROCKPORT  
Heritage Brown  
with Chocolate Glaze



DESIGNER | CHATHAM



OPAL PAINT

CHATHAM FEATURES:

- Full overlay mitered door
- Maple door with a flat MDF center panel
- Maple drawer with five-piece drawer front and recessed MDF center panel
- Full ½" plywood sides, back, top and bottom
- ¾" solid wood corner blocks
- ¾" bullnosed adjustable plywood shelves
- Solid wood dovetail drawer construction
- Full-extension undermount drawer glides with soft-close mechanism
- Hidden, six-way adjustable hinges with soft-close mechanism
- Hidden plywood hanging rails top and bottom



DESIGNER | ROCKPORT



ANTIQUE WHITE PAINT



HERITAGE BROWN STAIN  
WITH CHOCOLATE GLAZE

ROCKPORT FEATURES:

- Full overlay mitered pillow door
- Maple door with a solid raised center panel
- Maple drawer with a five-piece drawer front and recessed plywood veneer center panel
- Full 1/2" plywood sides, back, top and bottom
- 3/4" solid wood corner blocks
- 3/4" bullnosed adjustable plywood shelves
- Solid wood dovetail drawer construction
- Full-extension undermount drawer glides with soft-close mechanism
- Hidden, six-way adjustable hinges with soft-close mechanism
- Hidden plywood hanging rails top and bottom



PROFESSIONAL PLUS | CAMBRIDGE FIVE-PIECE



WHITE PAINT



PEWTER PAINT

**CAMBRIDGE 5-PIECE FEATURES:**

- Full overlay mortise and tenon door
- HDF door with a flat MDF center panel
- Solid HDF drawer with a five-piece drawer front and flat MDF center panel
- Full ½" plywood sides, back, top and bottom
- ¾" solid wood corner blocks
- ¾" bullnosed adjustable plywood shelves
- Solid wood dovetail drawer construction
- Full-extension undermount drawer glides with soft-close mechanism
- Hidden, six-way adjustable hinges with soft-close mechanism
- Hidden plywood hanging rails top and bottom



## PROFESSIONAL PLUS | SOMERVILLE



WHITE PAINT



GREY STAIN

### SOMERVILLE FEATURES:

- Full overlay mortise and tenon door
- Maple door with a plywood veneer center panel (stain)
- HDF door with MDF center panel (paint)
- Maple drawer with a five-piece drawer front and recessed plywood center panel (stain) or MDF center panel (paint)
- Full 1/2" plywood sides, back, top and bottom
- 3/4" solid wood corner blocks
- 3/4" bullnosed adjustable plywood shelves
- Solid wood dovetail drawer construction
- Full-extension undermount drawer glides with soft-close mechanism
- Hidden, six-way adjustable hinges with soft-close mechanism
- Hidden plywood hanging rails top and bottom



PROFESSIONAL | CAMBRIDGE




WHITE PAINT



PEWTER PAINT



GREY STAIN



DARK SABLE  
STIAN

**CAMBRIDGE FEATURES:**

- Full overlay mortise and tenon door
- Maple door with a plywood veneer center panel (stains)
- HDF door with a flat MDF center panel (paints)
- Solid maple drawer front (stains) or solid HDF drawer front (paints)
- Full ½" plywood sides, back, top and bottom
- ¾" solid wood corner blocks
- ¾" bullnosed adjustable plywood shelves
- Solid wood dovetail drawer construction
- Full-extension undermount drawer glides with soft-close mechanism
- Hidden, six-way adjustable hinges with soft-close mechanism
- Hidden plywood hanging rails top and bottom





VALUE PLUS | WESLEY

VALUE | WESLEY



ESPRESSO STAIN



GRAPHITE STAIN



WHITE PAINT



NUTMEG STAIN



HARVEST BROWN STAIN

- WESLEY FEATURES:**
- Partial overlay mortise and tenon door
  - Solid-wood face frames dadoed and joined with wood screws and dowels
  - ½" industrial-grade furniture board drawers and cabinet sides
  - Side-mounted drawer guides and fully captured drawer bottoms
  - Six-way adjustable, fully concealed hinges
  - Durable finish resists scratches, dents and dings
  - Easy-clean interior



# STORAGE & DECORATIVE ACCESSORIES

From food storage to recycling, these simple solutions will make your space work hard for you. Plus, whether your preferences are sleek or detailed, our decorative accessories are the perfect way to dress up your Union Square cabinetry.



Base Corner Lazy Susan



Tip Out Tray



Food Storage Organizer



Pull Out Organizer



Large Crown Moulding



Pots and Pans Storage



Decorative End Panel



Double Knife Block Insert





# UNION SQUARE

Offering affordable, high-quality cabinets  
with features typically found in much  
more expensive cabinetry



 **UNION  
SQUARE**